












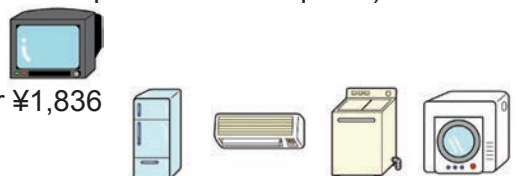
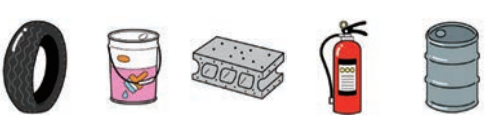


# Household Garbage Sorting Guide

|   |  |
|---|--|
| <p>Burnable Garbage</p> <p>Twice a Week</p>   | <ul style="list-style-type: none"> <li>●Compost ●Wood scraps (length within 50 cm, thickness within 5 cm)</li> <li>●Tree clippings (length within 50 cm, thickness within 5 cm)</li> <li>●Clothes (without zippers or buttons) ●Paper diapers (rinsed) ●Paper scraps ●Dirty plastic items</li> <li>※ Newspapers, magazines, and cardboard are not collected.</li> <li>Give them to the appropriate collection group or to the used paper collection agency.</li> </ul>    |
| <p>“Pura Mark”<br/>Plastics</p> <p>Once a Week</p>  |  <ul style="list-style-type: none"> <li>Rinsed plastic items with the “pura mark” symbol</li> <li>●Bags, labels ●Cups, food trays ●Styrofoam packaging</li> <li>●Non-PET plastic bottles</li> <li>※ Dirty “pura mark” plastic items go out as “burnable garbage”</li> </ul>    |
| <p>Non-Burnable<br/>Garbage</p> <p>Twice a Month</p>  | <ul style="list-style-type: none"> <li>●Futons, bedding ●Pottery, ceramics ●Porcelain, china ●Glass items</li> <li>●Metal products (frying pans, kettles, pots, aluminum items, etc.)</li> <li>●Small electronic appliances (space heaters, microwaves, fans, vacuum cleaners, etc.)</li> <li>●Tree clippings (length of 50 cm-100 cm, thickness of 5 cm-7 cm)</li> <li>●Hot pads, hand warmers, etc.</li> <li>●Light bulbs, fluorescent lights<br/>(Please follow the appropriate procedures for disposing of fluorescent lights.)</li> <li>●Rubber, leather items ●Non-“pura mark” plastic items (buckets, toothbrushes, toys, etc.)</li> <li>●Desiccant packets ●Ice packs</li> <li>●Clothes (with zippers, buttons, or leather, nylon, etc.)</li> </ul>   |
| <p>Empty Cans</p> <p>Every Other Week</p>   | <ul style="list-style-type: none"> <li>●Aluminum and steel food or drink cans</li> <li>Rinsed with water, put out in a colorless, clear bag or a white, semi-translucent bag</li> <li>※ Large tin drums cannot be disposed of as cans. Dispose of them as non-burnable garbage.</li> </ul>    |
| <p>Glass Bottles</p> <p>Every Other Week</p>  | <ul style="list-style-type: none"> <li>●Glass bottles for food, drink, or spices</li> <li>Rinsed with water, put out in a colorless, clear bag or a white, semi-translucent bag</li> <li>※ Glass cosmetic containers, glassware (cups, etc.), light bulbs, fluorescent lights, cannot be disposed of as glass bottles. Dispose of them as non-burnable garbage.</li> </ul>    |
| <p>PET Bottles</p> <p>Twice a Month</p>   |  <ul style="list-style-type: none"> <li>Rinsed bottles with the “PET mark”, put out in a colorless, clear bag or a white, semi-translucent bag</li> <li>※ Remove the labels and caps and put them out separately as “pura mark” plastics</li> </ul>    |
| <p>Paper Cartons</p> <p>Twice a Month</p>   | <ul style="list-style-type: none"> <li>●Rinsed with water, flattened, well-dried, and tied with string</li> </ul>   |
| <p>Aerosol Cans &amp;<br/>Gas Canisters</p> <p>Twice a Month</p>                                      | <ul style="list-style-type: none"> <li>●Empty (with lid secured), put out as non-burnable garbage in a colorless, clear bag or a white, semi-translucent bag, separated from regular non-burnable garbage</li> </ul>    |
| <p>Used Batteries</p> <p>Twice a Month</p>  | <ul style="list-style-type: none"> <li>●Put out as non-burnable garbage in a colorless, clear bag or a white, semi-translucent bag, separated from regular non-burnable garbage</li> </ul>    |
| <p>Empty Lighters</p> <p>Twice a Month</p>  | <ul style="list-style-type: none"> <li>●Empty, put out as non-burnable garbage in a colorless, clear bag or a white, semi-translucent bag, separated from regular non-burnable garbage</li> </ul>   |
| <p>Oversized Items</p> <p>By Appointment, Available<br/>Three Times a Week<br/>(Tue., Thu., Fri.)</p> | <ul style="list-style-type: none"> <li>●Appointment and transportation fees required (cash only)</li> <li>●Furniture or leisure items (bicycles, pianos, etc.) under 1 meter in length</li> <li>●Call the city Waste Reduction Promotion Section to make an appointment</li> <li>※ If it can be broken down into a maximum length of 1 meter, tie the item up with string and put out as non-burnable garbage</li> <li>※ Place outside for ordinary houses</li> <li>※ Place outside the first floor for apartments and apartment complexes</li> </ul>   |
| <p>Household<br/>Appliances Subject<br/>to Recycling Laws</p>   | <ul style="list-style-type: none"> <li>●TVs (tube, flatscreen), refrigerators, AC units, washing machines, dryers</li> <li>●Request retrieval from an electrical appliance store. Appliance recycling and transportation fees required.</li> <li>●After purchasing an electrical appliance recycling ticket from the post office, the city will retrieve the item (transportation fee required).</li> <li>Alternatively, you may take the item yourself to the designated location listed below (no transportation fee required).</li> <li>●Shimazaki Unsou, Fushimi-ku Yokooji Rokutanhata 57-4 TEL 075-621-3636</li> <li>【Recycling Fees】(As of April 1, 2016)</li> <li>●AC units ¥972 ●Washers and dryers ¥2,484 ●TVs 16” or larger ¥2,916, 15” or smaller ¥1,836</li> <li>●Refrigerators and freezers 171 liters or more ¥4,644, 170 liters or less ¥3,672</li> <li>※ Fees subject to change based on the appliance maker</li> </ul>  |
| <p>Items Unavailable<br/>for Collection</p>   | <ul style="list-style-type: none"> <li>●Car or bike parts such as tires, batteries, etc. ●Dirt, sand, concrete ●Fire extinguishers</li> <li>●Pesticides, poisons ●Farming equipment ●Industrial waste ●Paint ●Oil drums ●Safes</li> <li>●LP gas canisters ●Gasoline, kerosene ●Oil ●Building materials ●Buddhist alters, etc.</li> <li>※ Consult the appropriate specialty store or store from which the item was purchased about disposal methods</li> </ul>   |

《There are specific procedures for disposing of used cooking oil, fluorescent lights, and small household appliances.  
Please follow the appropriate procedures.》



## How to Sort Plastic Garbage

← Plastic containers and packaging with this “pura mark” symbol are put out once a week as “**pura mark**” plastics. However, please only put out **rinsed and clean items**.



- **Items that are dirty** cannot be repurposed, so put them out as “**burnable garbage**”.

### BAGS

Bags, packaging, and labels for snacks, food, instant food, everyday items, etc.




### PLASTIC BOTTLES

Non-PET plastic bottles, etc.




### CUPS AND CONTAINERS

Instant noodles, egg, tofu, bento, and margarine containers, etc.



### STYROFORM

Styrofoam food trays, packaging, etc.



### TUBES

Mayonnaise, ketchup, toothpaste, and sauce tubes or squeeze bottles, etc.



### CAPS

Caps from PET bottles, etc.



**Caution!** Plastic items, such as the following, **without the “pura mark” symbol** go out twice a month on the designated “**non-burnable garbage**” days.



VHS, cassettes, CDs



Buckets



Sponges



Toys



Tupperware



Toothbrushes



Trays



Cooler boxes



Office supplies



Planters



Flower pots



Cutting boards



Straws




Clothes pins



Gas canisters



Plastic dishware



Dust pans



Sandals



Hoses



Wash buckets



Wash stools